

Roll 1100 Sea products


EXT DIM	1000 x 1200 x H 1720 mm
INT DIM	805 x 1000 x H 1270 mm
INT VOLUME	1030 litres
COEF.K	0,28 W/m2.K
WEIGHT	157 Kg
INSULATING MATERIAL	Polyurethane foam
WALL MATERIAL	Food grade polyethylene
SIZE	EXT Iso palett 1000 x 1200




Specifications



Monobloc rotomoulding. Internal convection grooves




Double axles door hinge. Door opens to 270°



2-points « pelican » quick closing system, rustproof treated



Rustproof treated steel frame, flush mounted, 4 wheels Ø 125 mm, 2 fixed, 2 swivelling



EPDM one-piece frame seal. Door hold-open system



Embedded label holder



2 embedded moulded handles



Injected plastic middle-shelf : can be folded



Removable water retention tank with drain plug



Options



TOP 370 eutectic plate



Eutectic plate support



2 braked casters Ø 125 mm



4 metal feet Ø 80 mm