

Roll 900 Sea products


EXT DIM	800 x 1200 x H 1860 mm
INT DIM	610 x 1000 x H 1390 mm
INT VOLUME	840 litres
COEF.K	0,31 W/m2.K
WEIGHT	142 Kg
INSULATING MATERIAL	Polyethylene foam
WALL MATERIAL	Food grade polyethylene
SIZE	EXT Euro pallet 800 x 1200




Specifications



Monobloc rotomoulding. Internal convection grooves



Double axles door hinge. Door opens to 270°



2-points « pelican » quick closing system, rustproof treated



Rustproof treated steel frame, flush mounted, 4 wheels Ø 125 mm, 2 fixed, 2 swivelling



EPDM one-piece frame seal. Door hold-open system



Embedded label holder




2 embedded moulded handles



Removable water retention tank with drain plug



Options



2 braked casters Ø 125 mm



4 metal feet Ø 80 mm



1 to 3 stainless steel shelves